


10 Hardscape Ideas to Transform Your Yard into a Stunning Oasis

Imagine stepping out of your home into a breathtaking outdoor paradise, where nature and design intertwine seamlessly to create an enchanting retreat. Hardscaping, the art of incorporating non-living elements into your landscape, holds the power to transform your ordinary yard into an extraordinary sanctuary. With careful planning and expert execution, you can create a harmonious symphony of form and function that will elevate your outdoor experience to new heights.



house and home: Creating a Beautiful Home: 10 Hardscape Ideas for a Beautiful Yard

by Cynthia Clumeck Muchnick

★★★★☆ 4.2 out of 5

Language : English

File size : 707 KB

Text-to-Speech : Enabled

Enhanced typesetting : Enabled

Screen Reader : Supported

Print length : 6 pages

FREE

DOWNLOAD E-BOOK



Embark on a journey of inspiration with our curated collection of 10 hardscape ideas that will ignite your imagination and guide your path towards a backyard oasis:

1. Embrace the Allure of Patios



Patios serve as the heart of any outdoor living space, providing a welcoming area for relaxation, entertainment, and al fresco dining. From classic stone pavers and chic concrete slabs to warm wood decks, the choice of materials is vast. Consider the size, shape, and location that best complement your backyard, and don't forget to incorporate comfortable seating, shade structures, and lush greenery for a touch of tranquility.


2. Ignite the Ambiance with Fire Pits



Fire pits bring a touch of magic to any backyard, creating a captivating focal point for evening gatherings. Whether you opt for a traditional wood-burning pit, a sleek gas-powered model, or a stylish ethanol-fueled option, the warm glow and flickering flames will instantly transform your outdoor space into an inviting haven. Surround your fire pit with comfortable

seating, soft lighting, and perhaps even a few twinkling fairy lights to complete the enchanting ambiance.

3. Guide the Way with Walkways



Walkways serve both a practical and aesthetic purpose, guiding your guests through your yard while adding a touch of sophistication. Choose from a variety of materials such as flagstone, brick, or poured concrete to

create a path that complements your landscape design. Consider the width, shape, and curves of your walkway, as well as the surrounding greenery, to create a harmonious flow throughout your outdoor space.

4. Embrace the Strength of Retaining Walls



Retaining walls are not just functional structures; they can also serve as dynamic design elements in your backyard. These walls help to retain soil, create level surfaces, and add visual interest to sloping landscapes. Experiment with different materials, textures, and heights to create a retaining wall that not only supports your yard but also enhances its overall aesthetic.

5. Add Drama with Garden Accents



Garden accents are the finishing touches that bring personality and charm to your hardscape design. From elegant fountains and statues to whimsical bird baths and decorative planters, these elements add a touch of whimsy and creativity to your outdoor space. Choose accents that complement your overall design theme and create focal points that draw the eye and spark conversation.

6. Create a Haven with Pergolas



Pergolas are beautiful and versatile structures that add both shade and style to your backyard. These open-air structures can be used to create enchanting seating areas, define outdoor rooms, or support climbing plants that add a touch of natural beauty and privacy. Experiment with different materials, shapes, and sizes to find the perfect pergola that complements your hardscape design and provides a welcoming retreat from the sun.

7. Embrace the Tranquility of Water Features



Water features bring a touch of tranquility and visual interest to any backyard. From bubbling fountains and serene ponds to cascading waterfalls and elegant reflecting pools, the sound and movement of water create a soothing and inviting atmosphere. Incorporate water features into your hardscape design to add a touch of nature's beauty and create a peaceful oasis in your own backyard.

8. Define Boundaries with Fencing



Fencing serves both a practical and aesthetic purpose, defining the boundaries of your yard while adding a touch of style and privacy. Choose from a variety of materials such as wood, metal, or vinyl to create a fence that complements your hardscape design and provides the desired level of seclusion. Consider the height, style, and color of your fence to create a harmonious transition between your backyard and the surrounding environment.

9. Illuminate Your Evenings with Outdoor Lighting




Outdoor lighting is an essential element that transforms your backyard from a daytime paradise into a magical evening oasis. Strategic lighting can highlight your hardscape features, create ambiance, and extend the enjoyment of your outdoor space well into the night. Experiment with different types of lighting, such as path lights, spotlights, and string lights, to create a layered and inviting atmosphere.

10. Add a Touch of Greenery with Planters



Incorporate lush greenery into your hardscape design with the help of planters. These versatile containers can be used to add color, texture, and height to your outdoor space. Whether you opt for elegant urns, rustic terracotta pots, or hanging baskets, planters provide endless possibilities to showcase your favorite plants and create a vibrant and inviting atmosphere.

As you embark on the journey of transforming your backyard, remember that the best hardscape ideas are those that reflect your personal taste and lifestyle. Embrace these ideas as inspiration, but don't hesitate to mix and match elements to create a unique outdoor oasis that is tailored specifically to your dreams and desires. With careful planning and attention to detail, you can create a backyard that will be the envy of your neighborhood and a treasured retreat for years to come.



house and home: Creating a Beautiful Home: 10 Hardscape Ideas for a Beautiful Yard

by Cynthia Clumeck Muchnick

★★★★☆ 4.2 out of 5

Language : English

File size : 707 KB

Text-to-Speech : Enabled

Enhanced typesetting : Enabled

Screen Reader : Supported

Print length : 6 pages

FREE

DOWNLOAD E-BOOK



Unlock Your Entrepreneurial Potential: Start Small, Expand, and Create Your Own E-commerce Empire in the Supplement Business

Are you ready to embark on an exciting journey as an entrepreneur in the lucrative supplement industry? Our comprehensive guidebook, "Start Small, Expand, Create Your Own..."



Unveiling the Extraordinary Tale of "Weird Girl With Tumor"

A Journey of Resilience, Self-Discovery, and Connection In the tapestry of human experience, stories of resilience, self-discovery, and the...